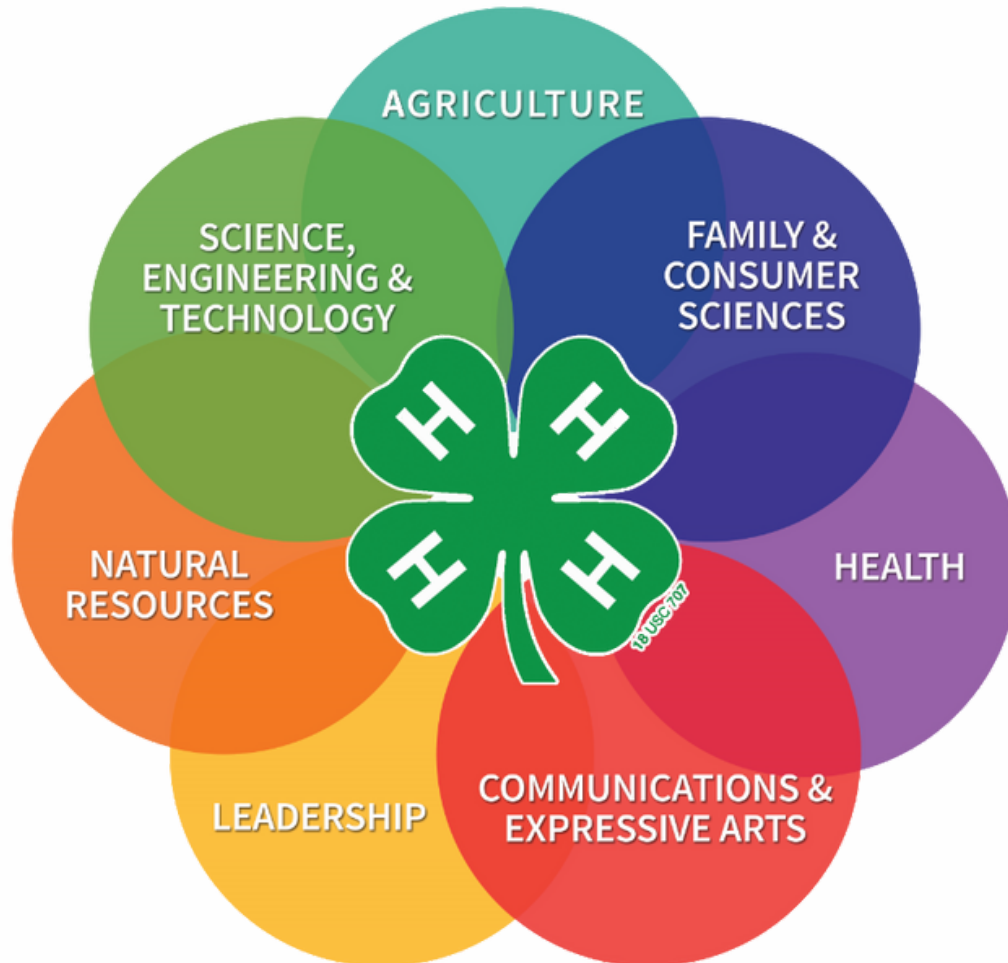



# BROWN COUNTY 4-H

## Projects at a Glance



# BEEF

South Dakota ranks 5th in the nation for the number of beef cattle. Beef production plays a vital role in our state. Through the 4-H beef project, members can learn how to feed, care for, and keep accurate records of one or more head of cattle. Making day to day decisions about their own animals, helps prepare them in many ways for future careers in the beef industry.




## Exhibit Ideas

- Market beef
- Breeding beef
- Bucket/feeder calf (county only)
- Poster on genetics, marketing, nutrition or biosecurity
- Beef curriculum 1, 2, or 3
- Construct a new or recycled item to be used for your beef project

# COMPANION ANIMAL

What do hermit crabs, Guinea pigs, and cockatoos all have in common? They can all make great companion animals and 4-H exhibits! The 4-H companion animals project helps youth explore a wide variety of animals that can be used for companionship and do not require the same types of resources that livestock does.




## Exhibit Ideas

- Exhibit your cat or pet at the fair
- Make a first aid kit for a pet- tell why and how each item is used
- Share diet and nutrition information for raising a healthy pet
- Attend a pet show; take photos and make a notebook about pet breeds

# DAIRY CATTLE

Whether you enjoy drinking a cold glass of milk or just really like cows, the dairy cattle project area is for you! Get hands on experience by caring for, milking, and feeding your dairy cattle. Gain knowledge in areas such as dairy product production, nutrition needs for dairy cattle, and management of a dairy operation. By raising your own calf, heifer, or cow, you can learn how to select, handle, fit, and show a dairy animal. Display this knowledge through presentations, educational displays, posters, or showmanship!



## Exhibit Ideas

- Show your calf, heifer, or cow
- Display on the nutritional value of dairy products
- Constructed rope halter or other show equipment
- Poster on dairy breeds or dairy cattle production in South Dakota
- Display on business aspects of dairy production

# DAIRY GOATS

Did you know that dairy goats produce milk, mohair, and meat? Not just dairy cattle produce dairy products! Popular goat products include milk, cheese, soap, lotion, wool, yarn, and textiles. 4-H members can learn skills in handling, caring for, and training a goat. Youth can also learn more about nutrition and safety. There are also many projects youth can participate in without owning a goat. 4-H'ers can show a goat, give presentations, make posters or display exhibits relating to dairy goats and dairy goat products.



## Exhibit Ideas

- Posters on Parts of a goat, Feeding, Goat Milk Products, Dairy Goat Breeds, or Diseases.
- Emergency medical, show, or kidding supplies kit
- Make goat milk soap/lotion
- Food safety exhibit
- County/state/fun show

# DOG

Are you a dog person? Want to learn how to train and handle a dog like a pro? Join the dog project! Youth will learn everything from basic care for a dog to advanced training practices. South Dakota 4-H offers obedience, rally, showmanship, and agility training through county 4-H programs. Ever dreamed of owning a dog? Want to build knowledge without owning a dog? Enroll into the dog project and study the experience of a dog owner. Build knowledge through volunteering, service projects, and creating display exhibits!




## Exhibit Ideas

- Training and showing your dog in different events
- Educational display on dog care or breeds
- Compare dog foods and share results with club
- Interview a veterinarian about microchipping your dog
- Develop a video about training your dog

# EMBRYOLOGY

What came first? The chicken or the egg? In the embryology 4-H project area, youth can discover the development of living things and get hands on experience with incubating eggs and watching them hatch.

From research and experiences, youth can create displays and posters showing their interest and learning in the project area.



## Exhibit Ideas

- Poster on the process of incubation
- Display showing the stages of embryonic development for a species
- Display of pictures of an incubation and hatching process
- Poster showing parts of an egg or a chicken

# ENTOMOLOGY & BEES

Interested in learning more about the creatures that make life possible? The entomology project area is just for you! Whether you recognize it or not, insects play an important role in our everyday lives. Did you know that without honeybees, we might not have all that delicious food on our table? Learn more about the amazing world of insects and arthropods! Learn which insect live in the soil, on plants, in homes, and on pets, even starting an insect collection of your own!



## Exhibit Ideas

- Display about insects parts
- Insect collection
- Diary of insect observations
- Display about insect collection tools
- Insect collection of invasive species
- Design a pollinator garden
- Collect honey from your beehive

# HORSE

Saddle up for the Horse 4-H project area! Become experienced in horse nutrition, handling, safety, and care. Participate in the county horse program and show to learn riding techniques, patterns, and showmanship. Create posters or do demonstrations to show this knowledge. Whether you're a horse enthusiast or just starting out, there's plenty of opportunities in the Horse 4-H project area.



## Exhibit Ideas

- Show in a county, state, or fun horse show
- Create a leather product
- Participate in a trail ride
- Make a horse first aid kit
- Make riding apparel and equipment
- Participate in hippology, quiz bowl, public presentation, or judging

# MEAT GOAT

Join this fast paced growing sector of the agriculture industry—meat goats! Learn about breeds, husbandry, showmanship, nutrition, reproduction and much more!

Develop your herd, evaluate both breeding and market animals, and create friendships.



## Exhibit Ideas

- Show a meat goat in showmanship and/or confirmation classes
- Give a demonstration showing how to prepare and fit a meat goat before competition
- Create a poster to make the public more aware of meat goat industry

# POULTRY & EGGS

The poultry project area is for all youth interested in chickens, pigeons, waterfowl, game birds, and turkeys. In the poultry project youth have the opportunity to show their birds, and their chicken's eggs, at Achievement Days and the South Dakota State Fair. Whether or not you own a bird, you can participate in poultry judging at the State Fair, teach others about your favorite species of poultry through a talk or display, or explore the poultry 4-H curriculum.



## Exhibit Ideas

- Display a dozen of your chicken's eggs
- Create a poster about the types of chicken combs
- Display on the classes of chickens and some breeds in each
- Put together a booklet on common poultry diseases
- Compare breeds and their uses

# RABBIT

Flopsy, Mopsy, Cottontail and Peter. Maybe Beatrix Potter stories were your first introduction to rabbits back when you were just a toddler. No matter what your age, rabbits are fascinating creatures. Cute and cuddly, large and small, straight ears or floppy; there's much to learn about rabbit varieties. Your rabbit may live in the barn or in hutch in your yard; it may even be your house pet! No matter whether your rabbit is raised for meat or is your roommate, you can begin your journey in 4-H in the rabbit project.



## Exhibit Ideas

- Make your own rabbit carrier or cage
- Develop a breeding herd
- Show a rabbit
- Rabbit showmanship
- Display on how to tattoo a rabbit
- Display on the medical uses of rabbits
- Participate in rabbit skill-a-thon

# SHEEP & WOOL

Do you love sheep? Well, the 4-H Sheep Animal project area might be the perfect fit for you! Market type sheep are used for food production processes, while the breeding type sheep allow you to create and improve your own flock, including wool production. 4-H members can learn the aspects of caring for sheep, such as management, production, marketing, showing, and evaluation. Youth can also participate in other areas of the sheep project, such as public presentation, fashion revue, special foods, and display exhibits.



## Exhibit Ideas

- Showing sheep: Breeding, Market, Showmanship
- Fashion revue: construct or purchase an outfit made with wool
- Livestock judging
- Poster/display on sheep nutrition, grooming, breed identification
- Exhibit wool
- Special foods: cooking with lamb

# SWINE

Oink Oink! Pigs do not roll in the mud for fun. They roll in the mud to keep cool because pigs cannot sweat. This is only one of the amazing facts you will learn about swine through being part of the 4-H swine project. The swine project teaches why people raise swine, how to select a pig for your project, feeding and caring for your pig, learning about swine behavior, parts of a pig and how to fit and show swine. Your swine project will also teach you a great deal about the food supply continuum and your role in each segment from producer to consumer.



## Exhibit Ideas

- Participate in the 4-H swine show
- Poster/display on economic impact of swine to South Dakota
- Poster/display on general animal behavior, management, health and nutrition
- Poster/display of genetics and breeding
- Poster/display of importance of biosecurity



# VETERINARY SCIENCE

The veterinary science 4-H project area connects a love for animals with an interest in science.

Explore the many careers in animal and veterinary science, study the health and anatomy of animals, understand animal health in relation to humans, and learn through experience how to care for an animal. Whether you'd like to become a veterinarian or just want to learn more about your pet, this project area provides the opportunity to learn all about animals.



## Exhibit Ideas

- Display on the body systems of a species
- First aid kit for large or small animals
- Journal of experiences shadowing a veterinarian
- Display on the nutrition needs for your livestock
- Poster showing correct vaccination techniques

# CITIZENSHIP

When you see the American flag flying or say the Pledge of Allegiance at your club meeting, do you ever wonder what it means to be an American citizen? Within the citizenship project area, learn about the rights and responsibilities to a family, community, state, country, and the world.

Explore how democracy works and how to participate in the democratic process to bring change. Even within the 4-H creed, youth believe there are opportunities through 4-H for them to become useful citizens.



## Exhibit Ideas

- Collect news articles about an issue to be an informant
- Create a poster encouraging people to vote
- Explore and document career possibilities related to government
- Illustrate a poster using words and pictures about South Dakota

# COMMUNITY SERVICE

We love to hear about “random acts of kindness” and times when people “pay it forward.” What can you do to serve in your community? Find out in the 4-H community service project! In this project you will learn about your community and use your skills to help improve it. You can serve in your school, neighborhood, town, or your whole country!




## Exhibit Ideas

- Make recycling bins for your classroom or home
- Create a care kit that can be given to a local shelter
- Design a poster listing your 4-H club's community service
- Make a poster explaining how others can get involved in a particular area

# CULTURAL EDUCATION, INTERNATIONAL STUDY & EXCHANGE

The world is a big place! In this project, you can learn more about your own culture, explore new cultures, share your experience as a host family, or be an exchange delegate. This is a great project to develop skills in discovering and understanding diversity, and learning to communicate across cultures. Expand your mind and become part of the global community!



## Exhibit Ideas

- Family tree/genealogy project
- Experiences as host family/exchange student
- Traditional food from another country
  - Ethnic baked goods
- Clothing, crafts, music, dances, or games from another country/culture

# SERVICE LEARNING

Can you find a need in your community? Do you want to volunteer your time, resources and talents to find solutions? Service learning might be the perfect project for you! Expand the reach of your community service and help create long lasting impacts and change in your town.

Need help starting? Begin by identifying a challenge, working with other volunteers to develop opportunities to solve the issue, then reflect on outcome and celebrate successes. Use those hands to larger service!



## Exhibit Ideas

- Community needs survey
- Service project summary
- Community reflection
- Reflection artwork or a project
- Poster encouraging service learning

# COMMUNICATIONS

Do you like to talk to your friends? Maybe you enjoy sharing your own thoughts and stories with photos and videos from your phone or computer? Do you enjoy a good book? If so, these are forms of communicating. The world is filled with so many opportunities and ways to communicate and it impacts all of us every day. By participating in the 4-H communications project, you will explore the exciting world of communication, and learn more about yourself and others.



## Exhibit Ideas

- Write a short story or a collection of poems
- Give an educational presentation, working exhibit, or public speech
- Prepare an exhibit describing the steps of preparing a speech
- Make a poster for the 4-H Poster Communication exhibit class

# DRAMA & THEATER

Do you like to act? Take part in the school play? Read books? Do book reports? The world of drama and theater impacts you every day. By participating in the 4-H Drama and Theater project, you will explore the exciting world of acting, and learn more about yourself and others.



## Exhibit Ideas

- Portfolio of acting activities completed during the current year
- Illustration of a character created by the exhibitor
- Display illustrating a picture story developed by the exhibitor

# GRAPHIC DESIGN

4-H graphic design applications using computer technology provide 4-H members with an opportunity to express their ideas and learn skills through study and project work. It begins with a message that is transformed into visual communication that transcends mere words. Graphic designers create and control the color, type, symbols, and photography; then, manage the production of the image designs to inform and persuade a specific audience. The work of graphic designers is part of our lives.



## Exhibit Ideas

- Drawn image
- Personalized card
- Brochure
- Marketing package
- Model, portraiture, etc.
- Graphic applications

# MUSIC & DANCE

Express your creative side in the music/dance 4-H project area. Whether you enjoy learning about your favorite type of music/dance or would rather perform your own piece, this area encourages a greater appreciation for expression through music and dance.




## Exhibit Ideas

- Display on a famous musician or genre of music
- Recording of yourself performing your own composition
- Recording of your own choreographed dance
- Display explaining how to read music

# PHOTOGRAPHY

Photographers help us remember important events by capturing images on film or digitally. You will learn to explore the world of photography by learning about camera equipment, capturing great images, learning how to caption your images and sharing your images with others.



## Exhibit Ideas

- Poster of the parts of a camera
- Photographs of subjects including, but not limited to:
  - Portraits
  - Still life
  - Architecture
  - Landscapes
  - Plants
  - Macro images
- Use a computer to alter photos
- A video or PowerPoint presentation of images

## PUBLIC SPEAKING & WRITING

Do you love to talk? Do you find yourself with a mind full of creative thoughts? Are you excited at the opportunity to write and share your thoughts with others? If so, the 4-H public speaking and writing project can help you learn to express yourself in a variety of ways, from speeches to written communication on topics that you love and are excited about! Let's get started!




### Exhibit Ideas

- Public speaking/presentation
- Write a narrative, expository, descriptive, or persuasive paper
- Poetry: collection of three or more short poems or one long poem
- Fiction or non-fiction prose: short story
- National 4-H communications curriculum

## VIDEOGRAPHY

It's lights, camera, action for the videography 4-H project area! In this project area, youth can learn to use the video setting on a camera, plan scenes and transitions for a video, develop skills in capturing quality video, and edit clips to make a complete video.



### Exhibit Ideas

- My 4-H project video
- Video of a performance
- Informational video
- Documentary video
- Display showing different cameras to capture video
- Instructional book describing a video editing program

# VISUAL ARTS

Are you creative? Love to make things? Like to explore new types of media and design? Then visual arts may be the project area for you! Experiment with different media types or focus on one. Your imagination is the only limit to expressing your creativeness.



## Exhibit Ideas

- Educational display of the color wheel
- Use charcoal, pastel chalk, carbon, and pigment to create a picture
- Create a pinch, slab coil, or wheel thrown pot
- Stamped, sewn, or braided leather
- Decorative wooden articles

# CHILD DEVELOPMENT

The possibilities are endless in the child development 4-H project area! Learn how children grow and develop and apply that to create games, snacks, and books for children.

Gain more experience by working with children and consider future career paths.



## Exhibit Ideas

- Write and illustrate a children's book
- Create a babysitting kit
- Poster describing developmental stages
- Book of activities for children
- Make an age appropriate toy, game, or puzzle
- Display of a home safety checklist

# CLOTHING & TEXTILES

Create a style of your own! The clothing & textile 4-H project is designed to help you explore the world of clothing through sewing or good buymanship. Fashions come and go—learn to make your own style. Discover what looks best on your body, how to make it, where to buy clothing, and how to care for fabric.



## Exhibit Ideas

- Educational display or poster
- Constructed clothing
- Selected (purchased) clothing
- Accessories
- Recycled garments or accessories
- Exploring textiles & sewing-curriculum
- A 'Style of Your Own' curriculum

# CONSUMER EDUCATION

Each day, individuals make thousands of decisions! What jeans should I wear? What should I eat for breakfast? Should I buy a soda or sports drink after practice? What projects should I partake-in in 4-H this year? Should I spend my birthday money, or save it? The options are endless! The consumer education program seeks to grant youth the knowledge and skills to become more financially responsible consumers as youth are challenged to compare products, prices, and services that are a part of our everyday lives.



## Exhibit Ideas

- Create a poster describing a comparative study of similar items
- Discuss factors that impact consumers' decisions and/or preferences
- Give a speech explaining consumer rights
- Inform the public of management/economic principles



# ENTREPRENEURSHIP

The 4-H careers project will help you explore what it takes to get your first “paying” job, while working towards your ultimate dream job or career. The 4-H entrepreneurship project will help you explore what it takes to start and own a business. 4-H connects youth to important careers and strengthens their entrepreneurship skills. Entrepreneurship programs aim to increase the number of youth returning to rural communities in business and professions and to increase the number of youth who are entrepreneurs.



## Exhibit Ideas

- Write a story or create a video about someone's typical day at their job
- Poster on a career that you're interested in
- Create a business plan/marketing strategy for an idea
- Create a display showing the path to finding a career

# HOME ENVIRONMENT

Our homes and apartments are not only our private spaces, but also places that we share with family and friends. Discover how to make living spaces more comfortable, organized, inviting, and relaxing. Learn about color, space planning, fabrics, furniture, and accessories. Don't just focus on inside the home either, outdoor design is a significant part of home environment and how we spend our time at home. From outdoor art creations to fun furniture re-dos, the home environment project area has lots of possibilities.

## Exhibit Ideas

- Design board for a bedroom, or living room
- Wall hanging
- Blanket
- Color wheel
- Quilt
- Shopping comparison educational display
- Wood re-finishing
- Outdoor art created from re-used items
- Sewn accessory for a bedroom, living room, or kitchen



## CONSERVATION & STEWARDSHIP

What will your legacy be? Through learning about conservation and stewardship, you will learn how your actions directly impact the future of our planet. Focus on topics ranging from natural resources to human impacts and everything in between! Conservation does not mean simply being hands-off in the natural world- rather, it is an understanding of the processes that occur and how humans can protect and benefit from them.

Stewardship refers to how you live out this understanding of natural harmony.



### Exhibit Ideas

- Create a timeline of events of South Dakota's wildlife
- Create a visitor guide for a local park
- Give a presentation on the history of a state or national park within South Dakota
- Conduct an environmental impact study of a proposed new structure

## ENERGY FOR FARM, HOME, & TRANSPORTATION

Energy is a property that allows objects to move, affect others, or change temperature. There are various forms of energy including electrical, mechanical, chemical, thermal, or nuclear. Energy can be transformed from one form of energy to another but it is never lost.



### Exhibit Ideas

- Examine solar energy
- Build a model wind turbine
- Research biofuels and share your findings
- Build a display that explains energy transfer

# FORESTRY

Trees are a window to the past and play an important part for the future health of our world. Learn how to read the forest by identifying tree types and species in your area, how to conduct a tree survey and its uses, and the many benefits trees provide for our environment and in our daily lives.



## Exhibit Ideas

- Poster: Parts of a tree, pruning techniques, tree farm operations and harvest methods
- Display: Bark or leaf collection, scrapbook of local trees and their history, how to plant a tree
- Visit a national forest and create a book to display

# GEOLOGY & MINERALS

The geology and minerals 4-H project area rocks! Collect and study different rocks, explore large geological structures, make your own crystals, learn the rock cycle, or create jewelry with rocks and minerals. You don't have to travel far to find exhibits; discover and identify the types of rocks, minerals, and fossils in South Dakota. Your interest and knowledge about geology and minerals is sure to be set in stone!



## Exhibit Ideas

- Poster of the rock cycle
- Rock collection
- Create and display your own crystals
- Jewelry made with natural rocks/minerals
- Book on the fossils found in South Dakota
- Display on mineral characteristic
- Poster of the types of rock

# OUTDOOR EDUCATION & RECREATION

Do you like to go on adventures outdoors? Do you know how to prepare and be safe in the outdoors?

Learn about that and much, much more in the outdoor education and recreation project area. Outdoor recreation consists of everything from canoeing and kayaking to birding and hiking. You probably do a lot of outdoor recreating without even realizing it!



## Exhibit Ideas

- Create a poster depicting birds you identified
- Make a waterway visitor guide
- Demonstrate how to tie various climbing knots
- Make a poster with different safety equipment for outdoor activities
- Put together a pocket survival kit

# RANGE MANAGEMENT

South Dakota is made up of millions of acres of pasture and rangelands. Experience the different plants and animals that make them up and learn how to manage their interaction to preserve the resources for our future and enjoy them in the present!



## Exhibit Ideas

- Collect and preserve plants for a plant collection
- Make a grazing system display
- Create a poster explaining animal units
- Make an exhibit showing the parts of a plant
- Build your own plant press

# SOIL & SOIL CONSERVATION

Soil is an essential resource for growing our food and fiber, and providing space for our recreational activities. In this project area, members can investigate the importance of soil to the ecosystem and agriculture production, and explore how human and natural activities impact soil characteristics and health.



## Exhibit Ideas

- Create models of soil structures
- Measure the nutrition value of various soils
- Compare soil conservation management practices and their effect on pH, soil temperature and water holding capacity
- Complete a web soil survey

# WATER & WATER CONSERVATION

Did you know that the Earth's surface is more than 70% water? The average human body is almost 60% water! All of the water that exists in the world today is all there ever was or will be.

The oceans, rivers, lakes, aquifers, and atmosphere contain all the Earth's water—there is no new water! Water is essential to support life on Earth. Conservation is an important practice that ensures we have enough water, and preserving water quality keeps our water supply clean and free of pollution. Why is water important to you?



## Exhibit Ideas

- Make a rain collection barrel
- Design a rain/run-off garden
- Keep a journal on water quality monitoring
- Conduct a water science experiment
- Poster of water conservation methods
- Create a model of the water cycle
- Make a water filtration model

## WILDLIFE & FISHERIES

In the wildlife and fisheries 4-H project area, youth can discover the ecosystems and animal species around them and gain expertise with fishing. Discover concepts in biology and use that knowledge to conserve wildlife habitats and natural ecosystems or catch and interest in fishing.



### Exhibit Ideas

- Construct a bird feeder
- Book identifying animal tracks
- Display showing species of fish in a nearby lake
- Constructed fishing tackle
- Book about a certain wildlife species
- Display on a habitat improvement project

## FOOD PRESERVATION

Food preservation is a way to enjoy fresh-grown fruits, meats and vegetables all year! What football tailgating event would be complete without chips and salsa? Do you add pickles to your hamburger? Do you prefer jam or jelly with your peanut butter sandwich? Many every day foods we eat are preserved by canning, pickling, freezing or drying.



### Exhibit Ideas

- Exhibit canned foods exhibits including jams or jellies, canned meat, pickles, fruits, vegetables or salsa
- Dried fruits, vegetables, or herbs
- Fruit leather
- Create a poster highlighting food safety with food preservation

# FOOD SCIENCE

If you have ever baked a cake or even eaten an apple, you have taken part in food science. Food science encompasses how our body utilizes food (nutrition) as well as what changes food goes through on its way to our plates (food safety and preparation).



## Exhibit Ideas

- Public presentation/poster on areas in food science (examples may include how bread is baked, pasta making, why some fruits turn brown when sliced, or facts on gluten)
- Research the science behind a cooking process and create a “Project Why”

# FIRST AID & HEALTH

First aid is the immediate care given to an injured or suddenly ill person and every person should be trained in how to administer first aid. First aid does not take the place of getting proper medical treatment by a qualified and licensed practitioner but knowing first aid and how to properly apply is important.



## Exhibit Ideas

- Educational displays
- Educational posters
- First aid kits
- CPR instructions and/or demonstrations
- Public speaking presentations
- Winter survival kits
- Emergency preparedness kits
- Emergency animal care kit

# FITNESS & SPORTS

Do you love playing sports, being in shape, or preventing athletic injuries? Youth involved in the fitness and sports project will have the ability to share their passions for favorite activities and educating people about fitness tips and safety.

There are several types of 4-H projects that members can complete. Youth can organize a community service project, conduct demonstrations, design a poster, present an illustrated talk, share a job shadow experience, create an educational video, and more.



## Exhibit Ideas

- Poster about equipment needed for a sport, why, and costs
- Map of safe bike routes
- Describe different options for group exercise
- Display emphasizing concussion awareness
- Share the importance of warming up properly

# HEALTH

Today's world is very health conscious with limitless choices and opportunities. You might ask what can I learn and pursue in the health project area? You could learn about nutrition and how important it is for your health, take a basic first aid course and research how to make a first aid kit, or organize and lead an exercise class.

Make displays about the discoveries you've learned while researching and learning how health, wellness, physical activity, and nutrition work together for a healthier lifestyle.



## Exhibit Ideas

- Educational display. Example: The effects of sunlight, assessing local health care needs
- Educational poster. Example: Sunscreen label, skin care, exploring job and career opportunities
- Homemade health and beauty products



# SAFETY

The Safety 4-H project area is designed for youth to gain the knowledge and skills to prevent injuries and accidents and how to get assistance when they occur. Become familiar with areas including but not limited to farm and rural safety, fire safety, injury and illness prevention, kitchen safety, internet and technology use, and environmental safety.



## Exhibit Ideas

- Lesson plan and summary of a safety workshop you led
- Display with a fire escape plan from a building
- Poster on appropriate times to call 911
- Display showing sport safety equipment
- Display on kitchen safety
- Poster on correct hand washing

# CHARACTER EDUCATION

Good character is the foundation for everything positive in your life. Put your upstanding values to good use and share what a reputable citizen looks like with your peers. Developing your role in society is a process involving moral growth and leadership. Character education is defined as “efforts to help young people develop good character based on ethical values such as honesty, compassion, responsibility and respect for self and others”.



## Exhibit Ideas

- Show a poster highlighting good character traits
- Educational display featuring how to give a good compliment
- Collect news articles about your club displaying their good character traits within the community

## CLOVERBUDS

Exploring, asking questions, and an eagerness to learn is what makes the Cloverbud age such an exciting time! The 4-H Cloverbuds program, specifically designed for children in kindergarten through third grade, appeals to a child's natural curiosity, enthusiasm for learning, and high energy level. Offering a wide variety of activities and experiences, in a noncompetitive environment, encourages children to explore and think about the world around them. You and your child are sure to learn and grow through

Cloverbuds!



### Exhibit Ideas

- Chocolate chip cookies
- Banana muffins
- Horticulture (beans, peas, carrots)
- Selected outfit
- School artwork (mixed media, watercolor projects, clay/ceramic)
- Homemade slime
- Completed craft kit

## ECONOMICS, BUSINESS, & MARKETING

When one thinks of economics, business and marketing, we often tend to think of high-rise city offices, corporate environments, etc. Sure, that's a direction you could go with this project area, but it's also useful in many more areas!

Economics, business and marketing is everywhere around us! From your club level on up to Wall Street, there's a way to practice ethical decision making, use your talents and interests for a career, or simply help make a difference using these diverse and necessary skills.



### Exhibit Ideas

- Show a poster highlighting a career of your choice
- Write a story or create a video about someone's work day/career
- Create a workshop for younger 4-H members
- Create a business plan &/or marketing strategy for a business idea

# EXPLORING THE TREASURES OF 4-H

Are you a new 4-H member and don't really know where to start in 4-H? The Exploring the Treasures of 4-H curriculum introduces youth in 2nd through 4th grade to the world of 4-H. In this curriculum, youth can explore different project areas such as citizenship, communication, food and nutrition, first aid, leadership, plant science, pets-small animals, science and technology. This is a beginner project area, but older youth can also use the curriculum to better develop their own leadership skills and promote 4-H.

# EXPLORE

## Exhibit Ideas

- Completion of 3 of the 6 chapters within the guidebook
- Public presentation of what was learned using the curriculum
- Exhibits within any of the project areas

# ECONOMICS, BUSINESS, & MARKETING

When one thinks of economics, business and marketing, we often tend to think of high-rise city offices, corporate environments, etc. Sure, that's a direction you could go with this project area, but it's also useful in many more areas!

Economics, business and marketing is everywhere around us! From your club level on up to Wall Street, there's a way to practice ethical decision making, use your talents and interests for a career, or simply help make a difference using these diverse and necessary skills.



## Exhibit Ideas

- Show a poster highlighting a career of your choice
- Write a story or create a video about someone's work day/career
- Create a workshop for younger 4-H members
- Create a business plan &/or marketing strategy for a business idea

# HOBBIES & COLLECTIONS

Too busy to begin a new 4-H project? That is okay! What you are already doing in your leisure time for enjoyment can be turned into a 4-H exhibit! By doing so, it also gives you documentation on why you are doing it, what it consists of, and what you have learned. Is your hobby or collection too valuable to bring to the state fair? Pictures can be taken instead and put in a binder. This is a project where documenting your interests and memories is easy to do and you will be able to look at in years to come.



## Exhibit Ideas

- Collections:

- Antlers
- Books
- Cars
- Coins
- Feathers
- Fishing lures
- Music
- Puzzles
- Recipes

## Exhibit Ideas

- Hobbies:

- Cake Decorating
- Cycling
- Fishing
- Gardening
- Flying Kites
- Needlework

# LEADERSHIP SKILLS DEVELOPMENT

While “leadership” is a common term, how many people have a real understanding of it and can be an effective leader? The leadership skills development 4-H project area is designed for youth to identify and achieve the skills needed to be a good leader. These skills can be developed through experience in a group setting or leadership position or by participating in activities focusing on communication, organization, responsibility, and teamwork.




## Exhibit Ideas

- Display describing different leadership styles
- Scrapbook of leadership positions you’ve held
- Poster on parliamentary procedure
- Display describing a community service project you coordinated
- Written goals for developing your leadership skills

# LEISURE EDUCATION & RECREATION

What do you like to do for fun? Those games and activities you participate in now may be setting you up for a life of well-being. Leisure and recreation activities provide outlets for youth and adults to relax, socialize, and engage in healthy activities. You can investigate topics such as how to find and become involved in recreation activities, how to maintain equipment, and what health and wellness opportunities your community offers.



## Exhibit Ideas

- Demonstrate use and care for protective equipment for outdoor activities
- Video of yourself teaching others a new skill
- Organize a field trip to try a new activity

# SOCIAL RECREATION SKILLS

Let's get outdoors! Hiking, camping, fishing, and canoeing are just a few things you can do outside to get in touch with nature. Explore the possibilities and have something to exhibit at your fair. The social recreation skills project area enables youth to gain a lifelong appreciation of the outdoors and nature.



## Exhibit Ideas

- Educational displays or posters:
  - Nature trails
  - Hiking essentials
  - Leave no trace
  - Care of camping gear
  - Picking a camping site
  - Fishing lures

# WORKFORCE PREPARATION

Let's go to work! Explore careers and connect with business leaders in your community through Workforce Preparation. Build valuable skills, such as resume writing, that will assist you in obtaining a job. Learn about today's workforce and how to successfully obtain your first paying job. This project is based on the national 4-H curriculum. Stop by your extension office to learn more and become a force in today's world.



## Exhibit Ideas

- Tri-fold display: business leaders/job opportunities in your community
- 4-H curriculum unit
- Poster/display about a potential career
- Personal portfolio: cover letter and resume

# AEROSPACE & ROCKETRY

Want to design, build, and launch your own rocket? Always been interested in airplanes and flight? Blast off to the aerospace and rocketry project area! Learn how technology has impacted air travel, discover the construction of rockets, space shuttles, kites, airplanes, and hot air balloons, study stars and outer space, and construct rockets and other aircraft. Whether you enjoy constructing aircraft or exploring the sciences behind it, you don't have to be a rocket scientist to enjoy Aerospace and Rocketry!



## Exhibit Ideas

- Rocket from a kit or an original
- Constructed glider or kite
- Poster displaying safe launching of a rocket
- Model airplane or hot air balloon
- Display on space exploration or astronomy
- Design sketch of an airplane, helicopter, glider, etc.

# AUTOMOTIVE, SMALL & TRACTOR ENGINES

Start your engines and get excited about the automotive, small and tractor engines 4-H project area! Explore your interest in tractors and cars and learn how engines work, what problems can occur and how to fix those problems, and even build your own small engine.



## Exhibit Ideas

- Poster on safety with small engines/lawn and garden equipment
- Display showing how a small engine runs
- Display on maintenance of small engine parts
- Poster comparing tractors and their use
- Display showing restoration of a tractor engine

# BICYCLE

Riding a bicycle is great for transportation and a fun way to exercise! Whether you like biking with friends, riding for transportation, or fixing bicycles, the 4-H Bicycle Project could be the perfect match for you! Learn the essentials for getting started safely and successfully, including how to choose a bike, bike maintenance and repair, and road rules to make riding safe and fun. Participate in a race or bike the Centennial Trail. Take off with the 4-H bicycle project and discover the joys of riding a bike.



## Exhibit Ideas

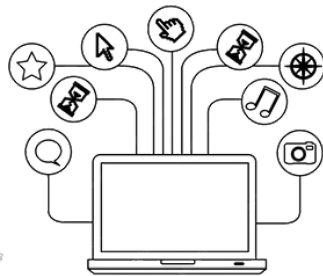
- Posters: benefits of cycling, local bike routes
- Demonstrations: proper bike size, bicycle safety, hand signals
- Decorate your bike's water bottle
- Participate in bike tours or races
- Document bike rides with photos, journals, or a scrapbook

# COMPUTERS & TECHNOLOGY

Many of the earliest computers were too big to fit in a bedroom, but today some can fit inside the palm of your hand or on your wrist. How do you like to use computers and technology? The 4-H computer and technology project offers endless possibilities. Whether you like to program electronics, make online scrapbook pages, design web pages, geocaching, or take a hike with a GPS unit, you will find your niche with this project. Technology advances every day – don't get left behind!

## Exhibit Ideas

- Spreadsheet or database application
- Write a computer program
- Design a computer game
- Create an app
- Create a computer presentation
- Design a website
- Digitally enhanced photography
- Digital storybook
- Computer educational display or poster



# ELECTRICITY

Every day we flip switches and push buttons to power and control various items, but how does flipping a switch turn on the light or how does pushing a button boot up the computer? The answer can be found by investigating electricity and circuits. The 4-H electricity program allows youth explore the science behind electricity and develop various skills including: safe electrical practices, proper usage of fuses and circuit breakers, proper wiring techniques, and so much more.

## Exhibit Ideas

- Make a circuit board
- Make or remake lamp
- Put together an electric motor
- Create a radio
- Make a flashlight
- Build an extension cord
- Create a poster about:
  - Wire types/sizes
  - Current
  - Conductors or resistors
  - Electrical safety





# ENGINEERING

Engineering—it's something we have all heard of but many have no clue what it is. Engineering is the application of mathematics, science, and technology to solve problems. It involves critical thinking, problem solving, communication, team work, and so much more. Engineering touches all walks of life and spans a variety of different disciplines.



## Exhibit Ideas

- Design and build a model bridge
- Design a drainage system for a field
- Make a model of a water purification system
- Build a robot prototype
- Create a poster of an engineering design process

# GEOSPATIAL

Used in everything from growing crops to tracking down criminals, geospatial technology is one of the fastest growing industries in the United States. Geospatial technology is used to analyze the earth's features and visualize measurements. It generally involves global positioning systems (GPS), geographical information systems (GIS), and remote sensing (RS).




## Exhibit Ideas

- Geocache log book
- A 'how to' guide for creating a geocache
- Make a geocache
- Create a map

# PHYSICS

If you have ever wondered how and why an object behaves a certain way, you may be interested in studying physics. Physics works to understand the universe's behavior through studying matter and its motion, along with energy and forces.



## Exhibit Ideas


- Examine solar energy
- Create a model of the solar system
- Make a kaleidoscope
- Build a catapult
- Design a poster that explains simple machines
- Make a display showing the forces acting on an object

# ROBOTICS

They're not just a creation of science fiction, they exist all around us. Robots combine aspects of design, mechanics, and electronics together to manufacture materials, travel where humans can't, collect data, and aid people with disabilities. Join or start a 4-H robotics club, participate in the 4-H robotics challenge, or exhibit a robotics project.

## Exhibit Ideas

- Build a robot from a kit and describe how the design allows the robot to perform specific functions
- Design and build a robot to complete a specific task
- Program a robot and exhibit the robot and program
- Make a poster on various types of robots



## WELDING

Learn how to safely and creatively join metal together by welding. Use your skills to make your own art, tools, and equipment! We use welded products every day, take some time to learn the methods behind different types of welding and learn how to use them yourself!



### Exhibit Ideas

- Recycle scrap metal into art work
- Create an exhibit showing different types of beads
- Make a display highlighting different welding careers
- Build your own welding table
- Make an educational display teaching welding safety
- Weld your own show box

## WOOD SCIENCE

Learn how to safely and creatively join metal together by welding. Use your skills to make your own art, tools, and equipment! We use welded products every day, take some time to learn the methods behind different types of welding and learn how to use them yourself!



### Exhibit Ideas

- Repair/make and finish a piece of furniture
- Build a tack box for your show animal project
- Build a birdhouse, bird feeder, or doghouse
- Create your own design...table, cabinet, etc.
- Poster on safety precautions
- Presentation on 'green' woodworking

## HORTICULTURE, GARDENING, & LANDSCAPING

Youth will learn how to outline, plant, sustain and harvest their own plant life for beauty, health and cuisine. This project will give youth an opportunity to learn that plants play an important role for animals and humans providing food, shelter, fiber, medicine, oxygen, and beauty. Gardens will also provide the setting to educate and/or emphasize the concepts of: Appreciation of nature, plant growth and development, science and nutrition.



### Exhibit Ideas

- Exhibit vegetables, herbs or flowers
- Make a poster identifying the parts of a plant
- Create a compost container
- Enter special foods using produce from your garden
- Design a garden
- Compare gardens made in different areas of your county, South Dakota or worldwide

## PLANT SCIENCE, CROPS & WEEDS

Plant a seed and grow your knowledge in the plant science, crops, and weeds 4-H project area! Learn through experience by planting your own garden or analyzing a section of field from planting to harvest. Study the parts of a plant and the effect of weather, soil, fertilizers, water, weeds, and insects have on crop production. Get insight into South Dakota agriculture and the crops we produce.

### Exhibit Ideas

- Crops including corn, wheat, barley, oats, flax, rye, sunflower seed, soybeans, and sorghum grain
- Results from an experiment on growing conditions
- Weed specimens
- Display showing plans to eliminate weeds
- Poster on types of plants



# CONSUMER DECISION MAKING JUDGING

Choices, choices, choices! When shopping, how do you choose which item is the best? Consumer decision making (CDM) judging is comparing items and deciding which is better and why. A successful judge looks at a given scenario and selects the best choice based on the situation and criteria. This contest teaches youth how to make wise consumer choices. Senior members have the opportunity to compete at a national contest. Is this something that interests you? Contact your youth program advisor for more information.



## Exhibit Ideas

- Examples of educational displays or posters:
  - Steps to become a successful judge
  - How to give oral reasons
  - How to fill out a note grid
  - How to make a judging class

# FASHION REVUE

In the fashion industry, the runway show is the means designers use to introduce new fashion collections as a form of visual merchandising. The art of coordinating an outfit to fit your body, lifestyle, budget and wardrobe will help as you dress for a lifetime. The fashion revue contest provides 4-H youth an opportunity to develop interview and personal presentation skills through judge interaction. A public style show, the culminating event, showcases youth's creativity and style.




## Exhibit Ideas

- Constructed garment or accessory
- Selected outfit
- Recycled project with worn out blue jeans
- Ironing techniques
- Stain removal techniques
- Educational display featuring new fabrics and why they were made (bulletproof vests, antibacterial, wicking)

# HORTICULTURE SKILL-A-THON

What's your horticulture comfort level? Do you know what a tomatillo is? To know how to garden means you will never go hungry! The 4-H horticulture skill-a-thon is a contest that helps youth identify flowers, indoor plants, landscape ornamentals, fruits, nuts, berries, and vegetables.

Be ready to expand your knowledge on greenhouses, turf, plant nutrition, landscaping, managing lawns and trees, and soil health. If this is something that interests you, contact your county 4-H youth program advisor.



## Exhibit Ideas

- How to properly display vegetables
- Vegetable garden curriculum project activity guide
- Poster on garden insects
- Cornucopia display
- Herb plants mounted or dried
- Dried fruit or vegetable exhibit
- Fruit jelly, jams, or preserve display

# PUBLIC PRESENTATIONS

Do you like to share interesting information with your friends? Maybe you enjoy talking about your interests and talents. If so, these are forms of public presenting! Presenting in front of others is one of the greatest, most important skills to learn and master. It can be scary, but with practice and tips learned through 4-H, you'll be a pro in no time! In the public presentations project area, you will be able to provide information through: public speaking, demonstrating, illustrating a topic, or explaining 'why'.



## Exhibit Ideas

- Public presentations consist of 4 project areas: Illustrated talk, demonstration, public speaking, and Project Why"
- Present favorite project area or hobby
- Challenge yourself to research and present a topic you don't know much about

# ROBOTICS CHALLENGE

They're not just a creation of science fiction, they exist all around us. Robots combine aspects of design, mechanics, and electronics together to manufacture materials, travel where humans can't, collect data, and aid people with disabilities. Join or start a 4-H robotics club, participate in the 4-H robotics challenge, or exhibit a robotics project.



## Exhibit Ideas

- How to properly display vegetables
- Vegetable garden curriculum project activity guide
- Poster on garden insects
- Cornucopia display
- Herb plants mounted or dried
- Dried fruit or vegetable exhibit
- Fruit jelly, jams, or preserve display

# SPECIAL FOODS

The 4-H special foods contest is your door to an epic culinary adventure. Explore resources at your fingertips: Facebook, Pinterest, or Grandma's cookbooks. Food is the center of almost every social event or gathering. Wow your family and friends with a recipe meeting MyPlate guidelines for healthy living.

Want more flare? Create a destination without leaving your dining area! Coordinate table ware, serving pieces and décor resulting in a theme to enhance the eye and taste appeal of your recipe.

## Exhibit Ideas

- Educational display or poster
  - Foods and nutrition
  - Horticulture
  - Dairy foods
  - Food safety
- Foods and Nutrition
  - Muffin
  - Recipe adaptation
  - Horticulture exhibit
- Home environment
  - Constructed fabric dining and/or kitchen accessory

